

Study of antioxidant activity of fullerenols by inhibition of adrenaline autoxidation

I. A. Dubinina^{1,2}, E. M. Kuzmina¹, A. I. Dudnik², N. G. Vnukova^{1,2},
G. N. Churilov^{1,2}, N. A. Samoylova³

¹Siberian Federal University, Krasnoyarsk, Russia

²Kirensky Institute of Physics SB RAS, Krasnoyarsk, Russia

³Leibniz Institute for Solid State and Materials Research, Dresden, Germany

churilov@iph.krasn.ru

PACS 81.05.ub

DOI 10.17586/2220-8054-2016-7-1-153-157

In this paper, we describe application of the adrenaline autoxidation reaction to determine the antioxidant activity of fullerenols C_{60} , C_{70} their mixture with higher fullerene and endohedral fullerene $Y@C_{82}$. It was shown that the adrenaline autoxidation reaction can be applied to determine the antioxidant activity of fullerenols. The antioxidant activity of C_{70} fullerene was higher than that of C_{60} fullerene. Additionally, the antioxidant activity of $Y@C_{82}$ fullerene was higher than that of C_{70} fullerene.

Keywords: fullerene, antioxidant activity, endohedral fullerene, adrenaline autoxidation.

Received: 20 November 2015

1. Introduction

Polyhydroxylated fullerenes have been developed as the main derivative of fullerenes with excellent biocompatibility and biofunctionality [1,2]. Indeed, C_{60} fullerenols have been found to have outstanding antioxidant activity, which scavenge almost all reactive oxygen species (ROS) and reactive nitrogen species (RNS) [3].

Endohedral metallofullerenes, i.e. molecules in which a fullerene encapsulates a metal atom(s), have shown great promise for use in biomedical science. Although C_{60} has been the most commonly studied fullerene in biological systems, a few endohedral materials have been synthesized using C_{60} as a cage molecule despite the limited interior volume of C_{60} . Therefore, most endohedral metallofullerenes are synthesized using C_{82} or higher molecular weight fullerenes (presumably with larger interior volumes). Our group has prepared many C_{82} fullerene derivatives. $Y@C_{82}$ is one of the most important molecules in the metallofullerene family [4]. Yttrium endohedral metallofullerene (e.g., $Y@C_{82}(OH)_{22}$) is a functionalized fullerene with yttrium trapped inside the C_{82} fullerene cage. It was reported that the chemical and physical properties of endohedral metallofullerenols depend on the number and position of the hydroxyl groups on the fullerene cage [4]. These results demonstrated that modifying the outer cage of $Y@C_{82}$ with a number of hydroxyl groups tunes the electronic properties of the inner metal atom as well as the electron density and polarizability of the electrons localized on the fullerene's cage.

A number of fullerenes, fullerenols, and endohedral metallofullerenols have been shown to be capable of scavenging free radicals [3,5]. However, much less is known about the antioxidant activity of $Y@C_{82}(OH)_{22}$. It has not been determined if the ROS-scavenging capability of $Y@C_{82}(OH)_{22}$ is higher than that of other functionalized fullerenes. In this work, we applied

the adrenaline autoxidation reaction to determine the antioxidant activity of fullerenols C₆₀ and their mixture with higher and endohedral fullerenols.

2. Methods

2.1. Preparation of fullerenols

Fullerene mixture with endohedral Y-fullerene was synthesized at the set up with high frequency (HF) arc plasma for sputter graphitic electrodes (graphitic rods) [6,7]. Graphitic rods, with an axial hole in which Y₂O₃ was inserted, were annealed at 1800 °C for 20 min. Arc current was 190 A, frequency – 66 kHz, and chamber pressure was 98 kPa. Extraction was carried out using CS₂.

Synthesized fullerenes were separated by liquid chromatography with turbostratic graphite (graphite with an interplanar distance 3.42 Å) as stationary phase and toluene/hexane (4:6) mixture as mobile phase (or pure toluene in case of C₇₀ elution). Endohedral Y-containing fullerene was separated using HPLC chromatography (Agilent 1200-series with Buckyprep column).

The experimental preparation of fullerenols was achieved under acidic conditions by treatment with nitric acid.

2.2. Antioxidant activity study

Antioxidant activity (AA) of fullerenols was measured according to Hasanova et. al [8] by the inhibition of adrenaline autoxidation. The reaction mixture contained 0.1 cm³ of 0.1 % adrenaline hydrochloride, 4 cm³ carbonate buffer, pH 10.55, and 0.1 cm³ of fullereneol solution. The increase in absorbance due to adrenaline autoxidation was monitored at 347 nm and the percentage inhibition of the maximal rate of increase in absorbance was determined. According to [8] more than 10 % inhibition rate shows the AA of investigated solution. This method has been developed for measuring AA of vegetative gathering and for the first time applied for fullerenols. The AA was calculated as follows:

$$AA = \frac{(D1 - D2) \cdot 100}{D1}, \%$$
 (1)

where D1 is optical density of pure adrenaline and D2 is optical density of adrenaline with fullereneol.

3. Results

Synthesized Y-containing fullerene mixture was investigated by HPLC (Fig. 1). We collected fraction with Y-containing endofullerene (30 – 40 min) and investigated it by mass-spectrometry (Bruker BIFLEXTM III Time-of-Flight mass spectrometer with laser desorption) (Fig. 2). The fullerene mixture was shown to consist of only one type of endohedral metallofullerene – Y@C₈₂. The fullerene mixture was separated and 3 fractions were received – pure C₆₀ (99 %), C₇₀ with higher fullerenes (92 and 8 %, respectively), and higher fullerenes with 6 % of Y@C₈₂.

Fullerene fractions were hydroxylated and solutions with concentrations 2 mg/ml of fullerenols were produced.

Figure 3 shows the dynamics for the adrenaline autoxidation reaction. The decrease in the optical density showed the inhibitory effect of the fullerenols. To rate the influence of fullerenols on adrenaline autoxidation process, different exposure times were chosen – 30 s, 3 min, 5 min. Calculation of AA showed that all fullerenols displayed great AA. The AA significantly increased with increasing concentration of higher fullerenols (Fig. 4).

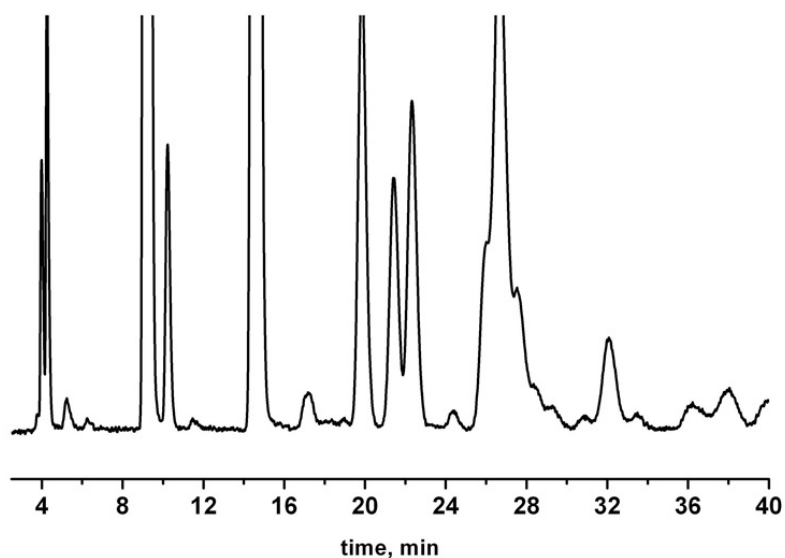


FIG. 1. Chromatogram of fullerene mixture with Y-endofullerene

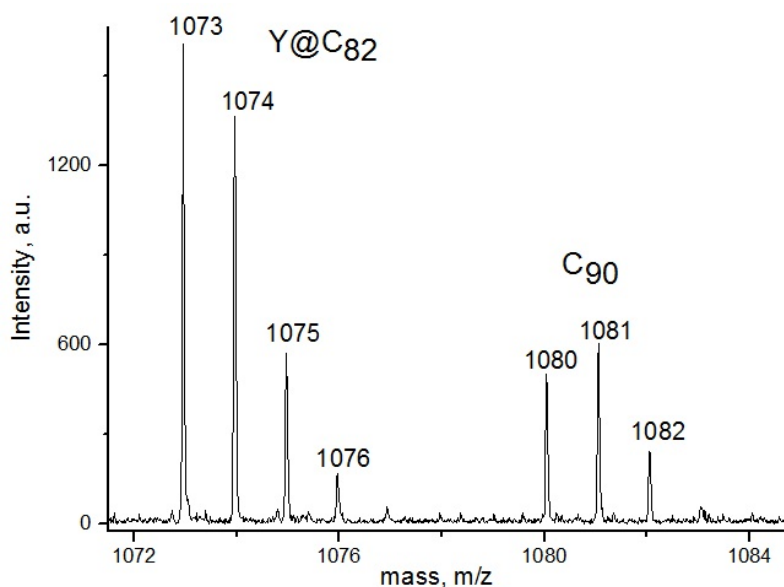


FIG. 2. Mass-spectrum of fullerene fraction with Y-endofullerene (30 – 40 min)

4. Conclusion

Fullerenols were investigated to see if they inhibit the adrenaline autoxidation reaction and thus show great antioxidant activity. Increasing the higher fullerene content, as well as Y@C₈₂ content, resulted in an increase in the antioxidant activity of fullerene solution.

Acknowledgements

The work was supported by the Russian Foundation for Basic Research 15-03-06786.

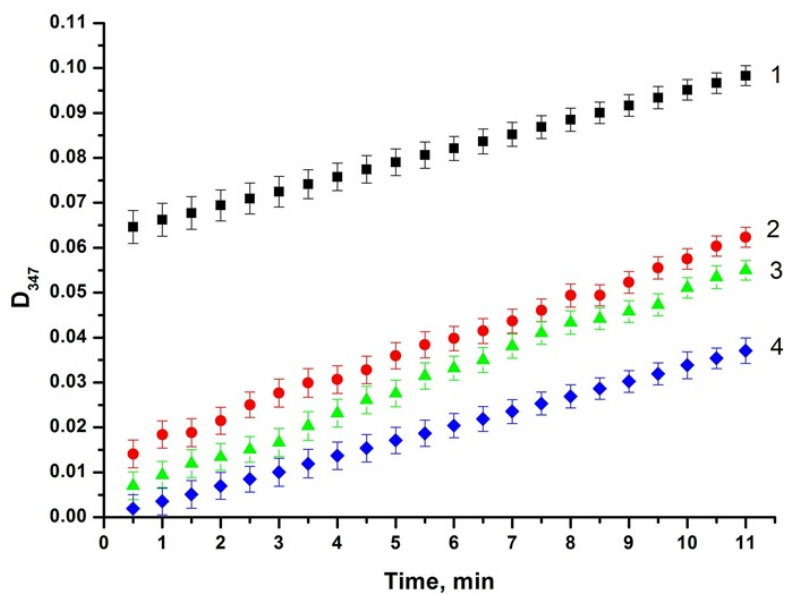


FIG. 3. Optical density dependence on reaction time. 1 – pure adrenaline, 2 – C_{60} fulleranol, 3 – C_{70} and higher fullerenols and 4 – endohedral and higher fullerenols

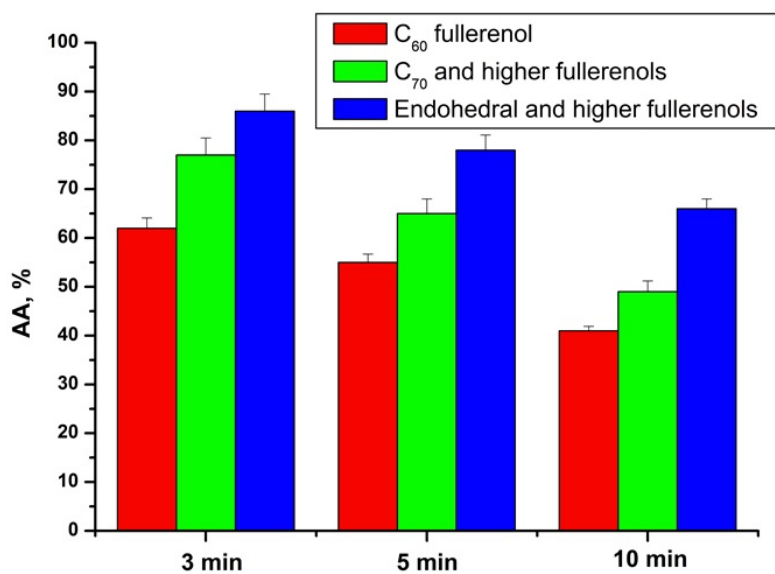


FIG. 4. Comparative antioxidant activity of fullerenols (where 100 % of AA means that adrenaline autoxidation doesn't occur, and 0 % means that there is no inhibitory effect). Statistically significant changes in AA level (ANOVA, $p < 0.05$, $n = 3$)

References

- [1] Chiang L.Y., Swirczewski J.W. Multi-hydroxy additions onto C₆₀ fullerene molecules. *J. Chem. Soc. Chem. Commun.*, 1992, **24**, P. 1791–1793.
- [2] Li J., Takeuchi A. C₆₀ fullerol formation catalysed by quaternary ammonium hydroxides. *J. Chem. Soc. Chem. Commun.*, 1993, **23**, P. 1784–1785.
- [3] Chiang L.Y., Lu F.J., Lin J.T. Free radical scavenging activity of water-soluble fullerenols. *J. Chem. Soc. Chem. Commun.*, 1995, **12**, P. 1283–1284.
- [4] Tang J., Xing G.M., Zhao F., Yuan H., Zhao Y.L. Modulation of structural and electronic properties of fullerene and metallofullerenes by surface chemical modifications. *J. Nanosci. Nanotechnol.*, 2007, **7**(4-5), P. 1085–1101.
- [5] Dugan L.L., Gabrielsen J.K., Yu S.P., Lin T.S., Choi D.W. Buckminsterfullerenol free radical scavengers reduce excitotoxic and apoptotic death of cultured cortical neurons. *Neurobiol. Dis.*, 1996, **3**, P. 129–135.
- [6] Churilov G.N. Plasma Synthesis of Fullerenes. *Instruments and Experimental Techniques*, 2000, **43**(1), P. 1–10.
- [7] Churilov G.N., Kratschmer W., Osipova I.V., Glushenko G.A., Vnukova N.G., Kolonenko A.L., Dudnik A.I. Synthesis of fullerenes in a high-frequency arc plasma under elevated helium pressure. *Carbon*, 2013, **62**, P. 389–392.
- [8] Hasanova S.R., Plehanova T.I., Gashimova D.T., Galiyahmetova E.H., Klysh E.A. Comparative study of antioxidant activity of vegetative gathering. *Proc. Voronezh State University. Series: Chemistry, Biology, Pharmacy*, 2007, **1**, P. 163.